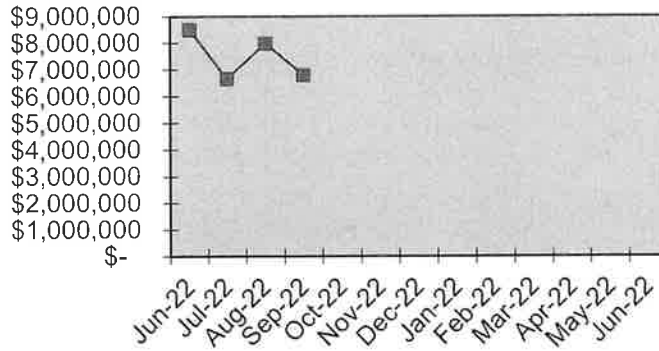


River Valley School District Board Financial Report September 2022

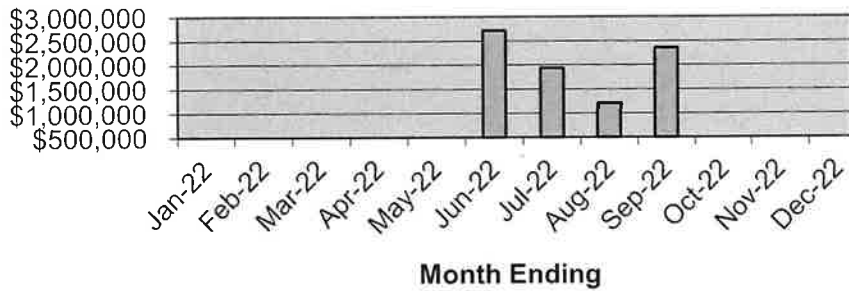
September-22

Month End Cash Balance	
	Actual
Jun-22	\$ 8,508,305
Jul-22	\$ 6,654,191
Aug-22	\$ 7,981,720
Sep-22	\$ 6,790,079
Oct-22	
Nov-22	
Dec-22	
Jan-22	
Feb-22	
Mar-22	
Apr-22	
May-22	
Jun-22	
Checks	
	\$ Amount
Jun-22	\$ 2,719,282
Jul-22	\$ 1,939,133
Aug-22	\$ 1,219,372
Sep-22	\$ 2,356,330
Oct-22	
Nov-22	
Dec-22	
Jan-22	
Feb-22	
Mar-22	
Apr-22	
May-22	
Jun-22	
Revenues	
	\$ Amount
Jun-22	\$ 2,197,060
Jul-22	\$ 224,981
Aug-22	\$ 3,024,311
Sep-22	\$ 1,048,562
Oct-22	
Nov-22	
Dec-22	
Jan-22	
Feb-22	
Mar-22	
Apr-22	
May-22	
Jun-22	

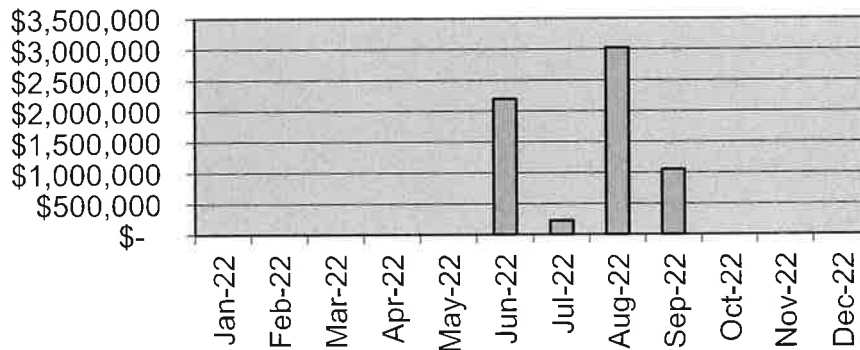
Actual Cash Balance



Check Disbursements



Revenues



September 2022

The Peoples Community Bank

Beginning Balance	\$ 4,653,234.81
ADD: Total Credits	\$ 1,544,462.24
LESS: Total Debits	\$ 2,266,270.92
	<u>\$ 3,931,426.13</u>

Local Government Investment Pool

#1 (general account)	\$ 2,858,652.78
#2 (fund 49 - building fund)	\$ 666,676.41
#3 (fund 39 - debt service)	\$ -
#4 (Misc. Project)	\$ -
Subtotal	<u>\$ 3,525,329.19</u>
<u>LESS: Short term loan</u>	<u>\$ -</u>
Ending Balance	<u><u>\$7,456,755.32</u></u>